



RESIDENCE INN 2004 INTERIOR SIGNAGE PACKAGE

We Make Ordering Easy!

WAYFINDING

Send Graphics Systems, Inc. your hotel's floorplan and let us assist with your signage order. Our experienced wayfinding staff will determine your property's specific requirements and provide you with a detailed plan that includes a graphic of each sign, sign type, quantity, price and location, all in an easy to read format.

NO DESIGN FEES

Our talented design team will create any additional signage you require, including state and local code signage, free of charge.

NO MAP CHARGES

Our professional artists will draw your fire evacuation maps free of charge. Just send us your floorplans and we'll do the rest.

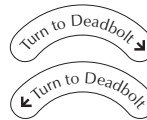
Guest Room Signage



3-3/16" x 3-5/8"
GRN34 CFRST
Guest Room Number



6" x 3"
WLD63 CFRST
Warning Decal



3" x 5/8"
DBV31 CFRST
Deadbolt Decal



1-1/4" x 1-1/4"
NS11 CFRST
No Smoking Decal
G01-25068-0B



3" diameter
SHP33/SHV33
Sprinkler Warning
Lexan™ or Decal
available

FOR YOUR SAFETY IN AN EMERGENCY

- If you detect fire or smoke, call "FIRE"!
- If you must leave your room, feel the door to see if it is hot. If it is hot, do not open the door. Notify the front desk on the phone below. Stay low to the floor and take your key.
- If the smoke is heavy, seal the door with wet towels.
- Do not use elevators.

FOR YOUR SECURITY

- Safe deposit boxes are available in the front desk for safeguarding your valuables.
- Be sure to secure your deadbolt lock and security lock.
- Use cashboxes and fully identify all visitors. If you should require additional security call "SECURITY" for assistance.
- All employees are required to wear name tags.
- Safekeep and keep your room key with you at all times.
- Inspect that all windows, connecting doors, and sliding glass doors are locked.

YOU ARE HERE VENDING ROOM # 154

15" x 9-9/16"
FEP1509 CFRST
Guest Room
Evacuation Plan

FOR YOUR SAFETY IN AN EMERGENCY

- If you detect fire or smoke, call "FIRE"!
- If you must leave your room, feel the door to see if it is hot. If it is hot, do not open the door. Notify the front desk on the phone below. Stay low to the floor and take your key.
- If the smoke is heavy, seal the door with wet towels.
- Do not use elevators.

FOR YOUR SECURITY

- Safe deposit boxes are available in the front desk for safeguarding your valuables.
- Be sure to secure your deadbolt lock and security lock.
- Use cashboxes and fully identify all visitors. If you should require additional security call "SECURITY" for assistance.
- All employees are required to wear name tags.
- Safekeep and keep your room key with you at all times.
- Inspect that all windows, connecting doors, and sliding glass doors are locked.

YOU ARE HERE VENDING ROOM # 215

22-1/2" x 9-9/16"
FEP2309 CFRST
Guest Room
Evacuation Plan w/ Window

FOR YOUR SAFETY IN AN EMERGENCY

- If you detect fire or smoke, call "FIRE"!
- If you must leave your room, feel the door to see if it is hot. If it is hot, do not open the door. Notify the front desk on the phone below. Stay low to the floor and take your key.
- If the smoke is heavy, seal the door with wet towels.
- Do not use elevators.

FOR YOUR SECURITY

- Safe deposit boxes are available in the front desk for safeguarding your valuables.
- Be sure to secure your deadbolt lock and security lock.
- Use cashboxes and fully identify all visitors. If you should require additional security call "SECURITY" for assistance.
- All employees are required to wear name tags.
- Safekeep and keep your room key with you at all times.
- Inspect that all windows, connecting doors, and sliding glass doors are locked.

YOU ARE HERE VENDING ROOM # 215

5" x 12-1/4"
FEP0512 CFRST
Guest Room
Evacuation Plan
for renovations with
embossed doors only

Check-out time is 12 noon

Residence Inn
Wichita, Kansas


Check-out time is 12 noon
Residence Inn
Wichita, Kansas

5" x 12-1/4"
LAW0512 CFRST
Lodging Law/Rate Card
Holder and Insert
for renovations only

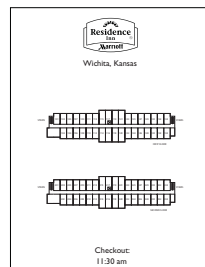
Front Desk Signage




4" x 5-3/8"
BNT0405 CFRST
Bent Counter Sign
Non-Smoking
Rooms Available



8-7/8" x 10-1/2"
OP0911 CFRST
Owner/Operator



8-1/2" x 11"
FDM0911 CFRST
Front Desk Map on Disk



9-5/8" x 12-1/8"
FDM HOLDER CFRST
Front Desk Map Holder

Identification & Informational Signage

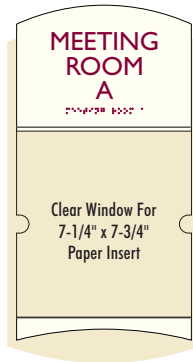


8-7/8" x 5-5/8"
ID0906 CFRST
1-2 Line Identification



8-7/8" x 6-5/8"
ID0907 CFRST
3 Line Identification

8-7/8" x 7-5/8"
ID0908 CFRST
4 Line Identification (not shown)



8" x 15"
MRID0815 CFRST
Meeting Room Identification



8-7/8" x 10-1/4"
RES0910 CFRST
Restroom Identification



8-7/8" x 7-5/8"
MO0908 CFRST
Informational

Specialty Signage

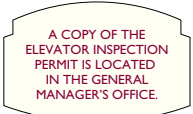


8-7/8" x 5-5/8"
INF0906 CFRST
1-2 Line Informational



8-7/8" x 6-5/8"
INF0907 CFRST
3 Line Informational

8-7/8" x 7-5/8"
INF0908 CFRST
4 Line Informational (not shown)



7-3/4" x 5"
EP0805 CFRST
Informational



13-1/4" x 11-1/2"
TDD1312 CFRST
Identification



8-7/8" x 7-5/8"
CT0908 CFRST
Informational



8-7/8" x 7-5/8"
ACC0908 CFRST
Accessible Informational, Exterior



8-7/8" x 7-5/8"
EMPO908 CFRST
Emergency Phone
Informational



8-7/8" x 7-5/8"
NP0908 CFRST
Informational, Exterior




3" x 3"
HI33 / AC33 / NS33 CFRST
Hearing Impaired/Accessible/
No Smoking Informational

Portico Signage



60" x 10"
CL6010 CFRST
Clearance Sign



ARCHITECTURAL SIGN SYSTEMS

Parking Lot Signage



14-3/8" x 15"
PLW1415 CFRST
"NOTICE" Parking Informational

Directional Signage



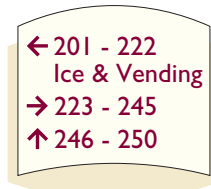
8-7/8" x 5-5/8"
DIR0906 CFRST
1-2 Line, Small Directional



11" x 6-1/4"
DIR1106 CFRST
1-2 Line, Large Directional



11" x 11"
DIR1111 CFRST
5-6 Line, Large Directional
11" x 13-1/4"
DIR1113 CFRST
7-8 Line, Large Directional (not shown)
11" x 15-1/2"
DIR1116 CFRST
9-10 Line, Large Directional (not shown)




8-7/8" x 8-1/8"
DIR0908 CFRST
3-4 Line, Small Directional

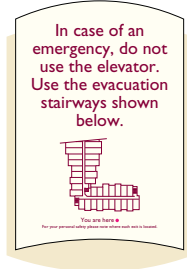


11" x 8-3/4"
DIR1109 CFRST
3-4 Line, Large Directional

Stair & Elevator Signage



7-3/4" x 11-1/4"
FEP0811A CFRST
Ground Floor
Elevator Evacuation



7-3/4" x 11-1/4"
FEP0811B CFRST
Floors 2 & Up
Elevator Evacuation



12" x 12-1/4"
STR1212A CFRST
Stairwell Level Identification for 4 Floors
12" x 16-5/8"
STR1217A CFRST
Stairwell Level Identification for 5 Floors & Up



6" x 6"
STR0606 CFRST
Interior Stairwell Information
Acceptable in some areas
check w/ Local Fire Marshal



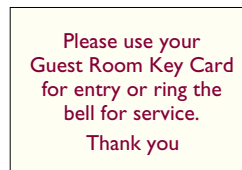
2-3/4" x 3-1/2"
ELJ0303 CFRST
Elevator Door Jam

Grill Use Signage



11-1/16" x 8-3/4"
GU1109 CFRST
Grill Use

Key Card Signage



10" x 7"
KC1007 CFRST
Key Card Informational



10" x 7"
LOGO1007 CFRST
Logo Informational
(to fit on back of Key Card Informational)



3-5/16" x 2-5/16"
KC0302 CFRST
Guest Room Key Card Informational



Health Club Signage

Pool Area Use

For your safety, it is required that you observe the following:

- Registered guests only.
- All children under 14 must be with an adult.
- Running and horseplay are prohibited.
- Appropriate swim wear required.
- Diving strictly prohibited.
- Shirts and shoes required in the hotel lobby.
- Glassware is not permitted within the pool area.
- Only flexible swim-aids are permitted.
- Be aware of depth markings at all times.
- Report any unsafe conditions or violations to the management immediately.
- Individuals assume the risk for any injuries sustained while using pool facilities.
- Always practice water safety and courtesy.
- Shower before entering pool.
- Children who are not toilet trained must wear swim diapers with rubber pants over them.

Thank you for your attention and cooperation.

24" x 19"
PR2419 CFRST
Pool Rules

MOUTH-TO-MOUTH RESUSCITATION

- A - AIRWAY
1. Clear the mouth.
 2. Push or pull jaw into a jutting out position.



- B - BREATHING
3. Pinch nose SHUT.
 4. Cover victim's mouth with your mouth. BLOW until chest rises: for BABIES, cover mouth and nose.
 5. Remove your mouth. Listen for return air. Repeat 12 to 15 times per minute.



CAUTION: If a neck injury sign appears, move the lower jaw forward without tilting the head to open the airway. Rest your elbow on the surface which the victim is laying. Move the lower jaw forward with both hands, one on each side.

20" x 19"
MM2019 CFRST
Mouth-to-Mouth Resuscitation

Whirlpool Spa Use

For your safety, it is required that you observe the following:

- Registered guests only.
- Individuals utilizing this facility do so at their own risk.
- WARNING - No consumption of alcoholic beverages or food is permitted in pool area.
- It is highly recommended that the following individuals not use the whirlpool spa:
 - a) persons with present or prior heart disease, high blood pressure, or any chronic health problems.
 - b) persons under the influence of alcohol, stimulants or depressants.
 - c) pregnant women.
 - d) elderly persons.
 - e) children under the age of 10.
 - f) unsupervised children under the age of 15.
- Should you need any assistance, please contact management.
- WARNING: Chemical and PH levels are in accordance with local codes and measured regularly.
- However, high heat and chemical in this spa may cause fading and/or damage to certain fabrics.
- Always practice water safety and courtesy to others. • Report any unsafe conditions to the management.
- All persons shall bathe with warm water and soap before entering spa.
- Any persons known or suspected of having a communicable disease shall not use the spa.
- Spitting or blowing the nose in the spa is prohibited. • Do not use alone.
- Observe a reasonable time limit, (preferably not longer than 15 minutes), then shower, cool down and if you wish, return for another brief stay. Long exposures may result in nausea, dizziness or fainting.
- Food and glass objects are not permitted in spa area. • Maximum temperature 104° Fahrenheit.

MAXIMUM BATHING LOAD

9

Thank you for your attention and cooperation.

24" x 19"
WR2419 CFRST
Whirlpool Spa Rules

Exercise Room Use

For your safety, it is required that you observe the following:

- Registered guests only.
- Individuals utilizing this facility do so at their own risk.
- Individuals should not undertake exercise routines unless physically qualified and have a physician's approval to do so.
- It is highly recommended that the following individuals not use the exercise equipment:
 - persons under the influence of alcohol, stimulants or depressants
 - unsupervised children under the age of 16
 - children under the age of 14
- Should you need any assistance please contact the Front Desk.
- Equipment should be used in the presence of others.
- Shoes and appropriate exercising attire are necessary.
- Smoking is prohibited.
- Always practice safety and courtesy to others.
- Report any unsafe conditions to the management.

Thank you for your attention and cooperation.

20" x 19"
EXR2019 CFRST
Exercise Rules

WHIRLPOOL EXERCISE ROOM

Hours of Operation:
9:00am to 5:00pm

POE 48-141-1000

13-1/4" x 9-7/8"
HR1310 CFRST
Identification w/ Hours of Operation

SPORT COURT USE

FOR YOUR SAFETY IT IS REQUIRED THAT YOU OBSERVE THE FOLLOWING:

- Registered guests only.
- Court hours: 9:00 AM to 10:00 PM.
- Individuals utilizing this facility do so at their own risk.
- Individuals should not undertake exercise routines unless physically qualified and have a physician's approval to do so.
- It is highly recommended that persons under the influence of alcohol, stimulants or depressants not use the exercise area.
- Minors should be supervised by parent or guardian.
- Should you need assistance, please contact management.
- Exercise only in the presence of others.
- Shoes and appropriate exercising attire are necessary.
- Always practice safety and courtesy to others.
- Report any unsafe conditions to the management.

Thank you for your attention and cooperation.


14-3/8" x 13-1/2"
SCU1414 CFRST
Sport Court Use

WARNING!
NO DIVING
SHALLOW WATER

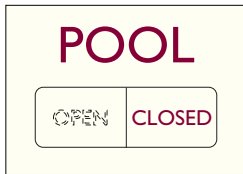


CRIPPLING INJURIES MAY RESULT

14-3/8" x 15"
WND1415 CFRST
No Diving



Health Club Signage continued



10" x 7"
PSB CFRST
Informational/Slider Sign



10" x 7"
PSB-BKR CFRST
Fence Mount Backup For Pool Slider Sign



6-5/8" x 4-5/8"
ESS0705 CFRST
Informational



36" x 8"
ND3608 CFRST
No Diving



36" x 15"
NLG3615 CFRST
No Lifeguard On Duty

