

GRAPHICS PACKAGE

The Marriott Series MM2 Graphics Package offered by Graphics Systems, Inc. features attractive ADA compliant signage. Guest room numbers and other permanent room identification are created using a photopolymer process which produces raised integral tactile images and Grade II braille. The colors coordinate with Marriott's Full Service Guest Room and Corridor Series MM2 Design Package.

DESIGN & WAYFINDING

As your site requires, Graphics Systems can design additional signage to complement the Marriott Series MM2 Graphics Package. Custom design and wayfinding services are also available.

Because a signage system is a sizable investment, it is best to have a well thought-out plan for implementation. Therefore, in addition to providing you with an excellent product, Graphics Systems can also provide the necessary services to create a good wayfinding system.

As consultants, we can give you a clear, objective analysis of your facility's "overall" needs from the viewpoint of a visitor. Through a series of interviews and independent studies of the traffic flow patterns, we provide the most comprehensive wayfinding planning available in the industry, complete with message schedule and location plans.

INSTALLATION

We have installation teams available to integrate and install your new "graphics package" into your specific environment or space.

OUR COMPANY

Graphics Systems' unique combination of designers, account executives and skilled fabricators form one of the nation's few "total package" architectural signage companies. We have built our business on the added value of our complete package of services—concept to completion—followed by reliable service.

MARRIOTT SERIES MM2 GRAPHICS PACKAGE

Guest Room Signage



4-1/2" x 3-1/2"
MR-43GRN
Guest Room Number



5" x 1-1/4"
MR-NS51
No Smoking Arch



4-7/8" x 1-1/4"
MR-AC51
Accessible- Arch



4" x 4"
MR-44 DR
Retrofit Logo



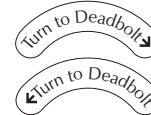
4" x 4"
MR-44 DR/B
Retrofit Logo (with backer)



6" x 3"
WDL63
Warning



3" x 2-1/4"
RS32
In-Room Safe Vinyl



3" x 5/8"
DBV31
Deadbolt Decal



3" x 3"
AR33
Accessible




3" x 3"
HI33
Hearing Impaired



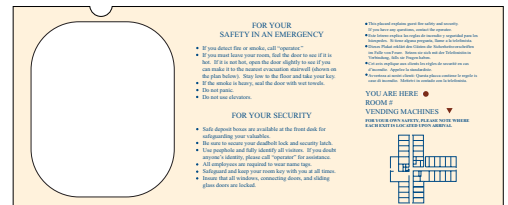
3" x 3"
NS33
No Smoking



3" diameter
SHP33/SHV33
Sprinkler Warning
Acrylic or Decal available



10" x 15"
FEP -1015-MM2
Guest Room Evacuation
For New Properties



22-1/2" x 9-9/16"
FEP 229
Guest Room Evacuation Plaque

Identification Signage



8-3/4" x 6-3/4"
R86-1
Office/Room I.D.



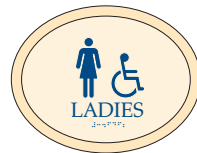
10" x 8"
R1008-F
Room I.D. w/Hours



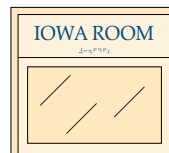
11-1/4" x 8-3/4"
R1008F-MM2
Identification



11-1/4" x 8-3/4"
DR108
Office/Room I.D.



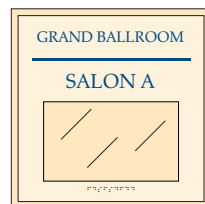
11-1/4" x 8-3/4"
R108-4
Restroom I.D. w/Symbol




8-3/4" x 8-1/2"
M-87
Meeting Room I.D.



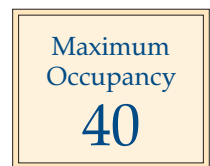
8-3/4" x 9-7/8"
M-910
Meeting Room I.D.



11" x 11"
BP1111A-MM2
Room I.D.



11" x 11"
MP1111A-MM2
Room I.D.



10-3/4" x 8-3/4"
MO108
Maximum Occupancy

Directional Signage



10-3/4" x 4-3/4"
D104
Directional, 1-2 Lines

10-3/4" x 8-3/4"
D108
Directional, 3-5 Lines (not shown)

10-3/4" x 12-3/4"
D1012
Directional, 6-8 Lines (not shown)

10-3/4" x 17-3/4"
D1017
Directional, 9-12 Lines (not shown)



16" x 10"
D1610
Directional, 3-4 Line

16" x 7"
D1607
Directional, 1-2 Lines (not shown)

16" x 14"
D1614
Directional, 5-6 Lines (not shown)

16" x 18"
D1618
Directional, 7-8 Lines (not shown)

16" x 22"
D1622
Directional, 9-10 Lines (not shown)

16" x 26"
D1626
Directional, 11-12 Lines (not shown)

16" x 30"
D1630
Directional, 13-14 Lines (not shown)

16" x 34"
D1634
Directional, 15-16 Lines (not shown)



18" x 11-7/8"
D1812
Directional, 3-4 Lines

18" x 7-7/8"
D1808
Directional, 1-2 Lines (not shown)

18" x 16-7/8"
D1817
Directional, 5-6 Lines (not shown)

18" x 20-7/8"
D1821
Directional, 7-8 Lines (not shown)

18" x 24-7/8"
D1825
Directional, 9-10 Lines (not shown)

18" x 29-7/8"
D1830
Directional, 11-12 Lines (not shown)

18" x 33-7/8"
D1834
Directional, 13-14 Lines (not shown)

18" x 37-7/8"
D1838
Directional, 15-16 Lines (not shown)

18" x 41-7/8"
D1842
Directional, 17-18 Lines (not shown)



22" x 14-5/8"
D215
Directional, 3-4 Lines

22" x 9-5/8"
D210
Directional, 1-2 Lines (not shown)

22" x 19-5/8"
D220
Directional, 5-6 Lines (not shown)

22" x 22 x 25"
D225
Directional, 7-8 Lines (not shown)

22" x 30"
D230
Directional, 9-10 Lines (not shown)

22" x 35-1/2"
D236
Directional, 11-12 Lines (not shown)

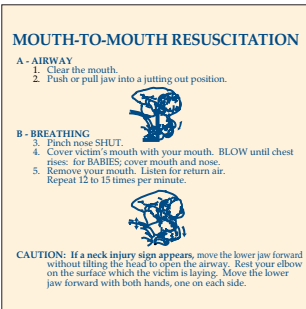
22" x 40-1/2"
D241
Directional, 13-14 Lines (not shown)

22" x 45-1/2"
D246
Directional, 15-16 Lines (not shown)

22" x 51"
D251
Directional, 17-18 Lines (not shown)

22" x 56-"
D256
Directional, 19-20 Lines (not shown)

Health Club Signage



18" x 18"
MMR1818
Resuscitation Instructions



18" x 18"
WND1818
Warning No Diving



10" x 8"
EMP
In Case of Emergency



5-1/2" x 3-1/2"
ESO
Emergency Shut Off

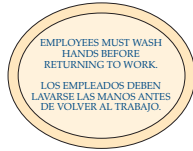


48" x 14"
NL4814
No Lifeguard on Duty

Informational Signage



11-1/4" x 8-3/4"
R1008E-MM2
Informational



11-1/4" x 8-3/4"
R1008E-MM2
Informational



11-1/4" x 8-3/4"
R1008K-MM2
Informational




11-1/4" x 8-3/4"
R1008K-MM2
Informational



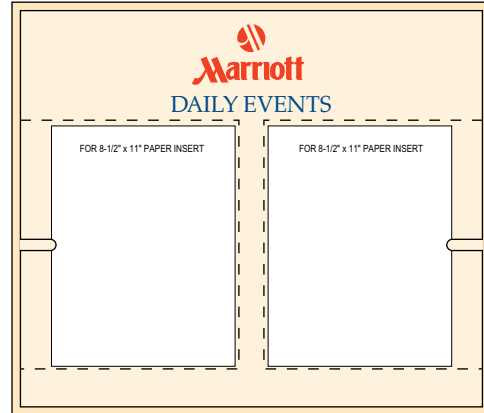
8" x 6"
R0806INF MM2
Key Card Signage

DIRECTORY	
Ballrooms	
Grand Ballroom	Level 1
Salons A thru E	
Chapparral Ballroom	Level 1
Salons A thru E	
Game Room	Level 2
Gift/Apparel Shop	Level 1
Golf Clubhouse	Level 1
Guest Laundry	Level 1
Health Club	Level 1
Lobby	Level 1
Lounges	
Tack Room	Level 1
Main Brace	Level 1
Meeting Rooms	
Advisory Room	Level 1
Boardroom	Level 1
Council Room	Level 1
Illinois Room	Level 3
Indiana Room	Level 3
Iowa Room	Level 3
Oakbrook Room	Level 2
Wisconsin Room	Level 3
Pool	Level 1
Restaurants	
Kings Wharf	Level 1
Fairfield Inn	Level 1

13" x 27"
DR 1327
Directory



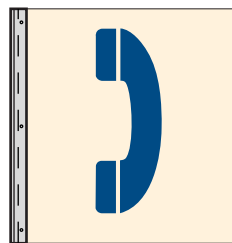
11-3/4" x 18-11/16"
MM2-12.1B
Daily Events Sign with 1 window



21-5/16" x 18-11/16"
MM2.02
Daily Events Sign with 2 windows



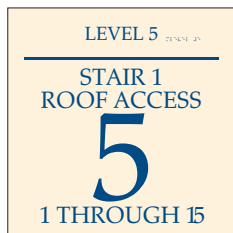
8" x 8-11/16"
PJ111B MM2
Double-Sided; Projection Mount Sign



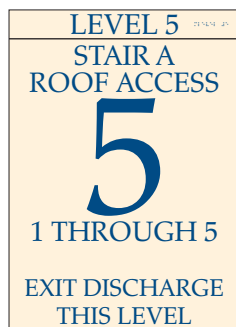
**EVERGREEN BALLROOM
SALON A**

Individual Letters
Various sizes & finishes available.

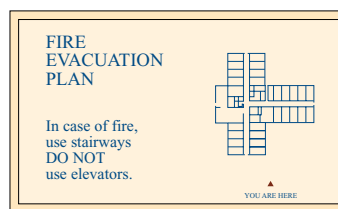
Stair & Elevator Signage



12" x 12-1/4"
STR1212A
Stairwell Level Identification for 4 Floors or less



12" x 16-9/16"
STR1217A
Stairwell Level Identification for 5 Floors or more

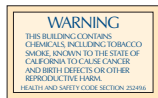


13" x 8"
FEP 138
Evacuation Plaque at Elevator




7-1/2" x 5"
NSF & NSE
No Smoking in Elevators or No Smoking Floor

California Requirements



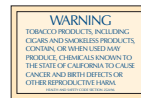
9" x 5-1/2"
PROP-65.1
Warning Sign/California




9" x 5-1/2"
PROP-65.2
Warning Sign/California



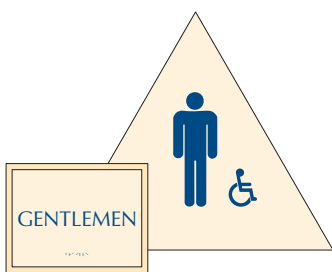
9" x 5-1/2"
PROP-65.3
Warning Sign/California



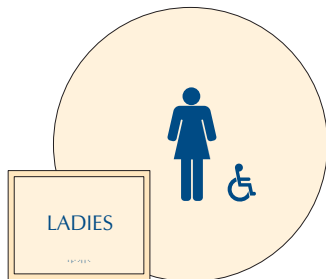
9" x 5-1/2"
PROP-65.4
Warning Sign/California



6-1/4" x 6-1/4"
PROP-65.5
Warning Informational



8-3/4" x 6-3/4"
RRM-CA
Restroom Identification/California



8-3/4" x 6-3/4"
RRW-CA
Restroom Identification/California

12" x 10-3/8"
RRM-CA
Restroom Identification/California

12-1/2" Diameter
RRW-CA
Restroom Identification/California



13" x 11-1/2"
FEP1312CA
Corridor & Elevator Evacuation Plan
California/Title 19



10" x 15"
FEP1015CA
Guest Room Evacuation

Specialty Signs

Tennis Court Use

For your safety, it is required that you observe the following:

- Court hours am to pm.
- Registered guests only.
- Individuals utilizing this facility do so at their own risk.
- Individuals should not undertake exercise routines unless physically qualified and have a physician's approval to do so.
- The following individuals may not use the equipment:
 - persons under the influence of alcohol, stimulants or depressants.
 - unsupervised children under the age of 16.
 - children under the age of 14.
- Should you need assistance, please contact management.
- Exercise only in the presence of others.
- Always practice safety and courtesy of others.
- Report any unsafe conditions to the management.

Thank you for your attention and cooperation.

19" x 13-1/2"
TCU
Tennis Court Use

Playground Use

For your safety, it is required that you observe the following:

- Individuals utilizing this facility do so at their own risk.
- Children under the age of 12 must be accompanied by an adult.
- Playground to be utilized by guests only.
- No glass allowed.
- Report any unsafe conditions to the management.

Thank you for your attention and cooperation.

24" x 18"
PGU
Playground Use

SAUNA USE

FOR YOUR SAFETY IT IS REQUIRED THAT YOU OBSERVE THE FOLLOWING:

1. Individuals using this facility do so at their own risk.
2. Should you need any assistance, please contact management.
3. It is highly recommended that those individuals not use the sauna:
 - Persons under a physician's care or with chronic health problems
 - Persons under the influence of alcohol, stimulants or depressants.
4. Smoking or exercising is prohibited in the steam room.
5. Before using, read instructions on how to operate sauna.
6. Preheat sauna to desired temperature before use, but not in excess of 175-180 degrees Fahrenheit.
7. Remove clothing and jewelry and safeguard your valuables by placing them in a safe deposit box.
8. Valuables should not be left in lockers.
9. Wear a towel or robe loosely.
10. Before entering the sauna, allow enough time to relax completely.
11. After 10 minutes maximum in sauna, or when perspiration begins, leave sauna, relax in dressing area and follow with a cool shower. (Cooling time should equal time spent in sauna)
12. Enter sauna again only after 7-10 minutes maximum.
13. Repeat cycle not more than 2 or 3 times.
14. Always practice safety and courtesy to others.
15. Report any unsafe conditions to the management.
16. All children under 12 must be with an adult.

WARNING:

- Do not exceed 30 minutes total in sauna, excessive exposure can be harmful to your health.
- End with a brisk shower and rinse in cool water.
- Some sauna bathers enjoy the "Steam Effect" of splashing water on the hot sauna rocks (use only one dipper full at a time and take care to keep clear of the steam as it rises off the rocks).
- Dress when completely dry and perspiration stops or chilling may result.

12" x 15"
SU1215
Sauna Use

STEAM ROOM USE

FOR YOUR SAFETY IT IS REQUIRED THAT YOU OBSERVE THE FOLLOWING:

BEFORE USING, READ THE FOLLOWING INSTRUCTIONS:

- Remove clothing and jewelry, and safeguard your valuables by placing them in a safe deposit box. Valuables should not be left in lockers.
- Wear towel or robe loosely.
- Before entering the steam room, allow enough time to relax completely.
- After 5 minutes maximum in steam room, or when perspiration begins, leave steam room, relax in dressing area and follow with a cool shower. Cooling time should equal time spent in steam room.
- Enter steam room again and stay 3 to 5 minutes maximum.
- Repeat the cycle not more than 2 or 3 times.
- **WARNING:** - do not exceed 10 minutes total in the steam room; excessive exposure can be harmful to your health.
- End with a brisk shower and rinse in cool water.
- Dress when completely dry and perspiration stops, or chilling may result.

- Smoking or exercising is prohibited in the steam room.
- Always practice safety and courtesy to others.
- Report any unsafe conditions to the management.

Thank you for your attention and cooperation.

22-1/2" x 10-1/2"
SRU2210
Steam Room Informational

NOTICE

You are parking and leaving your vehicle at your own risk. Please lock all doors and windows after removing any property or valuables from the vehicle. The hotel will not, in any event, be liable for loss or damage to your vehicle or property.

16" x 16"
PLW 1616
Parking Lot Warning

Health Club Signage

SWIM AT YOUR OWN RISK

48" x 14"
SR4814
Swim At Your Own Risk

Pool Area Use

For your safety, it is required that you observe the following:

- Registered guests only.
- All children under 14 must be with an adult.
- Running and horseplay are prohibited.
- Appropriate swim wear required.
- Diving strictly prohibited.
- Shirts and shoes required in the hotel lobby.
- Glassware is not permitted within the pool area.
- Only flexible swim-aids are permitted.
- Be aware of depth markings at all times.
- Report any unsafe conditions or violations to the management immediately.
- Individuals assume the risk for any injuries sustained while using pool facilities.
- Always practice water safety and courtesy.
- Shower before entering pool.
- Children who are not toilet trained must wear swim diapers with rubber pants over them.

Thank you for your attention and cooperation.

24" x 18"
PR2418
Pool Area Use

WHIRLPOOL SPA USE

FOR YOUR SAFETY
IT IS REQUIRED THAT YOU OBSERVE THE FOLLOWING:

- Individuals utilizing this facility do so at their own risk.
- **WARNING:** No consumption of alcoholic beverages or food is permitted in pool area.
- It is highly recommended that the following individuals not use the whirlpool spa:
 - persons with present or prior heart disease, high blood pressure, or any chronic health problems.
 - persons under the influence of alcohol, stimulants or depressants.
 - pregnant women.
 - elderly persons.
 - children under the age of 10.
 - unsupervised children under the age of 15.
- Should you need any assistance, please contact management.
- **WARNING:** Chlorine and PH levels are in accordance with local codes and measured regularly.
- However, high heat and chlorine in this spa may cause fading and/or damage to certain fabrics.
- Always practice water safety and courtesy to others.
- Report any unsafe conditions to the management.
- All persons shall bathe with warm water and soap before entering spa.
- All persons known or suspected of having a communicable disease shall not use the spa.
- Spitting or blowing the nose in the spa is prohibited.
- Do not use alone.
- Observe a reasonable time limit, (preferably not longer than 15 minutes), then shower, cool down and if you wish, return for another brief stay. Long exposures may result in nausea, dizziness or fainting.
- Food and glass objects are not permitted in spa area.
- Maximum temperature 104° Fahrenheit.

MAXIMUM BATHING LOAD

8

Thank you for your attention and cooperation.

19" x 19"
WR1919
Whirlpool Spa Use

Wading Pool Rules

For your safety it is required that you observe the following:

- Pool Hours: 6:00 AM to 11:00 PM.
- Registered guests only.
- All children under 14 must be with an adult.
- No animals in pool or on pool deck.
- Running and horseplay are prohibited.
- Appropriate swimwear required.
- Diving/Jumping strictly prohibited.
- Glassware is not permitted within the pool area.
- Be aware of depth markings at all times.
- Report any unsafe conditions or violations to the management immediately.
- No Lifeguard on Duty.
- Individuals utilizing the facility do so at their own risk.
- Always practice water safety & courtesy.
- Shower before entering pool.
- Children who are not toilet trained must wear swim diapers.
- Maximum bathing load 24.

WARNING

NO DIVING

SHALLOW WATER

CRIPPLING INJURIES MAY RESULT

48" x 48"
WPR4848
Wading Pool Rules

Exercise Room Use

For your safety, it is required that you observe the following:

- Individuals utilizing this facility do so at their own risk.
- Individuals should not undertake exercise routines unless physically qualified and have a physician's approval to do so.
- It is highly recommended that the following individuals not use the exercise equipment:
 - persons under the influence of alcohol, stimulants or depressants
 - unsupervised children under the age of 16
 - children under the age of 14
- Should you need any assistance please contact the Front Desk.
- Equipment should be used in the presence of others.
- Shoes and appropriate exercising attire are necessary.
- Smoking is prohibited.
- Always practice safety and courtesy to others.
- Report any unsafe conditions to management.

Thank you for your attention and cooperation.

24" x 18"
ERU
Exercise Room Use

Free Standing Signage



22" x 48"
FRST2248
 Free standing Directional - Single or Double Sided



22" x 48"
FRST2248
 Free standing Directional - Single or Double Sided