



**MARRIOTT MHR
INTERIOR SIGNAGE PACKAGE**

We Make Ordering Easy!

WAYFINDING

Send Graphics Systems, Inc. your hotel's floorplan and let us assist with your signage order. Our experienced wayfinding staff will determine your property's specific requirements and provide you with a detailed plan that includes a graphic of each sign, signtype, quantity, price and location, all in an easy to read format.

NO DESIGN FEES

Our talented design team will create any additional signage you require, including state and local code signage, free of charge.

NO MAP CHARGES

Our professional artists will draw your fire evacuation maps free of charge. Just send us your floorplans and we'll do the rest.

COLOR OPTION

The Marriott MHR Interior Signage Package is available with silver or gold face plates. When ordering, please specify silver or gold for your entire signage package.

Guest Room Signage



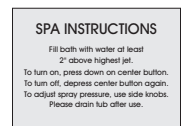
3-3/4" x 3"
RMN43 MHR
Guest Room Number
Choose Silver or Gold Faces
for Entire Signage Package



3-3/4" x 1-1/4"
ACC41B MHR
Accessible Bar



3-3/4" x 3-3/4"
RMN43 MHR
Guest Room Number with
Attached Accessible Bar



7" x 5"
SI75 MHR
Spa Instructions




5" x 4"
RDP54 MHR
Retrofit Door Plaque



6" x 3"
WLD63
Warning Decal



3" diameter
SHP33/SHV33
Sprinkler Warning
Lexan™ or Decal
available

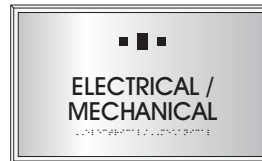


3" x 5/8"
DBV31
Deadbolt Decal

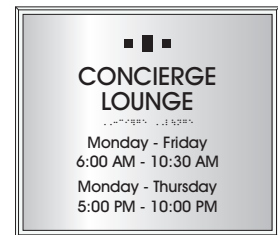
Identification Signage



8" x 6"
ID0806 MHR
Small 1-2 Line Room
Identification



11" x 6-5/8"
ID1107 MHR
Large 1-2 Line Room
Identification



11" x 9-5/8"
ID1110 MHR
Room Identification with
Hours Information



7-5/8" x 9-5/8"
RR0810 MHR
1 Line Restroom
Identification



7-5/8" x 11-5/8"
RR0812 MHR
2-3 Line Restroom
Identification



11-5/8" x 12-5/8"
MR1213 MHR
Meeting Room Identification
with Window for Insert


Informational Signage



12-5/8" x 7-5/8"
FEP1308 MHR
Elevator Fire Evacuation
Plan



8" x 6"
SFF0906 MHR
Smoke Free Facility
Informational

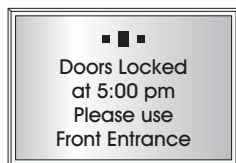


ARCHITECTURAL SIGN SYSTEMS

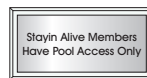
Informational Signage continued



9-5/8" x 6-5/8"
MO1007 MHR
Maximum Occupancy



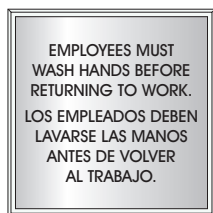
9-5/8" x 6-5/8"
INF1007 MHR
Informational



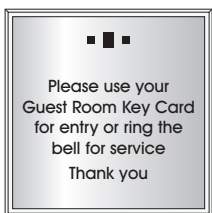
6" x 3"
INF0603 MHR
Informational



2-3/4" x 3-1/2"
ELJ0303 MHR
Elevator Level Sign



8-5/8" x 8-5/8"
INF0909 MHR
Informational
Projection Mounted Informational Signage



Projection Mounted Informational Signage



12" x 4-1/4"
PRJ1204 MHR
Projection Mounted Informational



12" x 11"
PRJ1211 MHR
Projection Mounted Informational



12" x 8"
PRJ1208 MHR
Projection Mounted Informational



23-1/2" x 10"
CLG2410 MHR
Ceiling Mounted Informational



ARCHITECTURAL SIGN SYSTEMS

Directional Signage



10-1/2" x 5"
 DIR1105 MHR
 1-2 Line Standard Small Directional



14-1/2" x 5"
 DIR1405 MHR
 1-2 Line Standard Medium Directional



10-1/2" x 7-5/8"
 DIR1108 MHR
 3-4 Line Standard Small Directional



14-1/2" x 7-5/8"
 DIR1408 MHR
 3-4 Line Standard Medium Directional



10-1/2" x 9-7/8"
 DIR1110 MHR
 5-6 Line Standard Small Directional

10-1/2" x 12-1/8"
 DIR1112 MHR
 7-8 Line Standard Small Directional

10-1/2" x 14-3/8"
 DIR1114 MHR
 9-10 Line Standard Small Directional

10-1/2" x 16-5/8"
 DIR1117 MHR
 11-12 Line Standard Small Directional



14-1/2" x 9-7/8"
 DIR1410 MHR
 5-6 Line Standard Medium Directional

14-1/2" x 12-1/8"
 DIR1412 MHR
 7-8 Line Standard Medium Directional

14-1/2" x 14-3/8"
 DIR1414MHR
 9-10 Line Standard Medium Directional

14-1/2" x 16-5/8"
 DIR1417 MHR
 11-12 Line Standard Medium Directional

14-1/2" x 18-7/8"
 DIR1419MHR
 13-14 Line Standard Medium Directional

18-1/8" x 8-1/8"
 DIR1808 MHR
 1-2 Line Standard Large Directional

18-1/8" x 11-5/8"
 DIR1812 MHR
 3-4 Line Standard Large Directional

18-1/8" x 14-5/8"
 DIR1815 MHR
 5-6 Line Standard Large Directional

18-1/8" x 17-5/8"
 DIR1818 MHR
 7-8 Line Standard Large Directional

18-1/8" x 20-5/8"
 DIR1821 MHR
 9-10 Line Standard Large Directional

18-1/8" x 23-5/8"
 DIR1824 MHR
 11-12 Line Standard Large Directional

18-1/8" x 26-5/8"
 DIR1827 MHR
 13-14 Line Standard Large Directional

18-1/8" x 29-5/8"
 DIR1830 MHR
 15-16 Line Standard Large Directional

18-1/8" x 32-1/8"
 DIR1833 MHR
 17-18 Line Standard Large Directional

Directory




18-1/8" x 32-1/8"
 DIR1832 MHR
 Directory

Dimensional Letters


SALON A

6"
 MFA6 MHR
 Metal Faced Acrylic Letters




ARCHITECTURAL SIGN SYSTEMS


Guest Room Fire Evacuation Plans




9" x 11"
FEP0911 MHR
Guest Room Fire Evacuation Plan
Option 1



23" x 10"
FEP2310 MHR
Guest Room Fire Evacuation Plan with Window for Rate/Law Card
Option 3

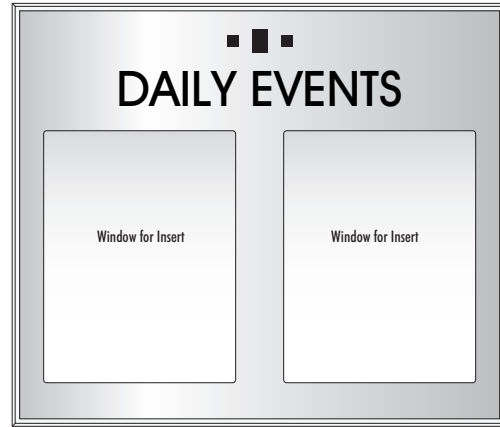


10" x 16"
FEP1016 MHR
Guest Room Fire Evacuation Plan
with Window for Rate/Law Card
Option 2



10" x 17-1/4"
FEP1017 MHR
Guest Room Fire Evacuation Plan
with Window for Rate/Law Card
Option 2B

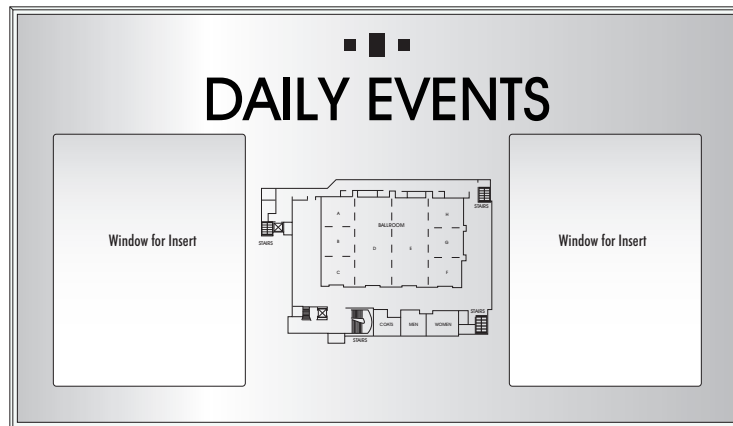
Daily Events




20-5/8" x 17-5/8"
DE2118 MHR
Daily Events Board with Windows for 2 Inserts



11-5/8" x 17-5/8"
DE1218 MHR
Daily Events Board with Window for 1 Insert



30-5/8" x 17-5/8"
DE3118 MHR
Daily Events Board with Map and Windows for 2 Inserts



Health Club Signage

WHIRLPOOL SPA USE
For your safety, it is required that you observe the following:

- Registered guests only.
- Individuals utilizing this facility do so at their own risk.
- **WARNING** - No consumption of alcoholic beverages or food is permitted in pool area.
- It is highly recommended that the following individuals not use the whirlpool spa:
 - a) persons with present or prior heart disease, high blood pressure, or any chronic health problems.
 - b) persons under the influence of alcohol, stimulants or depressants.
 - c) pregnant women.
 - d) elderly persons.
 - e) children under the age of 10.
 - f) unsupervised children under the age of 15.
- Should you need any assistance, please contact management.
- **WARNING:** Chemical and PH levels are in accordance with local codes and measured regularly.
- However, high heat and chemical in this spa may cause fading and/or damage to certain fabrics.
- Always practice water safety and courtesy to others. • Report any unsafe conditions to the management.
- All persons shall bathe with warm water and soap before entering spa.
- Any persons known or suspected of having a communicable disease shall not use the spa.
- Spitting or blowing the nose in the spa is prohibited. • Do not use alone.
- Observe a reasonable time limit, (preferably not longer than 15 minutes), then shower, cool down and if you wish, return for another brief stay. Long exposures may result in nausea, dizziness or fainting.
- Food and glass objects are not permitted in spa area. • Maximum temperature 104° Fahrenheit.

MAXIMUM BATHING LOAD

9

Thank you for your attention and cooperation.

23-1/2" x 18"
WR2418 MHR
Whirlpool Rules

POOL AREA USE
For your safety, it is required that you observe the following:

- Registered guests only.
- All children under 14 must be with an adult.
- Running and horseplay are prohibited.
- Appropriate swim wear required.
- Diving strictly prohibited.
- Shirts and shoes required in the hotel lobby.
- Glassware is not permitted within the pool area.
- Only flexible swim-aids are permitted.
- Be aware of depth markings at all times.
- Report any unsafe conditions or violations to the management immediately.
- Individuals assume the risk for any injuries sustained while using pool facilities.
- Always practice water safety and courtesy.
- Shower before entering pool.
- Children who are not toilet trained must wear swim diapers with rubber pants over them.

Thank you for your attention and cooperation.

23-1/2" x 18"
PR2418 MHR
Pool Rules

EXERCISE ROOM USE
For your safety, it is required that you observe the following:

- Individuals utilizing this facility do so at their own risk.
- Individuals should not undertake exercise routines unless physically qualified and have a physician's approval to do so.
- It is highly recommended that the following individuals not use the exercise equipment:
 - persons under the influence of alcohol, stimulants or depressants
 - unsupervised children under the age of 16
 - children under the age of 14
- Should you need any assistance please contact the Front Desk.
- Equipment should be used in the presence of others.
- Shoes and appropriate exercising attire are necessary.
- Smoking is prohibited.
- Always practice safety and courtesy to others.
- Report any unsafe conditions to management.

Thank you for your attention and cooperation.


23-1/2" x 18"
EXR2418 MHR
Exercise Room Use

**Maximum
Pool Capacity
44
People**

23-1/2" x 20"
PR2420 MHR
Pool Capacity

NO DIVING

36" x 8"
ND3608 MHR
No Diving



NO LIFEGUARD ON DUTY

CHILDREN UNDER THE AGE OF 14 SHOULD NOT USE POOL WITHOUT AN ADULT IN ATTENDANCE

47-1/2" x 14"
NL4814 MHR
No Lifeguard on Duty

MOUTH-TO-MOUTH RESUSCITATION

A - AIRWAY

1. Clear the mouth.
2. Push or pull jaw into a jutting out position.



B - BREATHING

3. Pinch nose SHUT.
4. Cover victim's mouth with your mouth. BLOW until chest rises: for BABIES, cover mouth and nose.
5. Remove your mouth. Listen for return air. Repeat 12 to 15 times per minute.



CAUTION: If a neck injury sign appears, move the lower jaw forward without tilting the head to open the airway. Rest your elbow on the surface which the victim is laying. Move the lower jaw forward with both hands, one on each side.

18" x 18"
MM1818 MHR
Mouth-to-Mouth
Resuscitation

WARNING! NO DIVING! SHALLOW WATER



CRIPPLING INJURIES MAY RESULT

18" x 18"
WND1818 MHR
Warning! No Diving

SAUNA USE

For your safety it is required that you observe the following:

1. Individuals using this facility do so of their own risk.
2. Should you need any assistance, please contact management.
3. It is highly recommended that those individuals not use the sauna:
 - Persons under a physician's care or with chronic health problems
 - Persons under the influence of alcohol, stimulants or depressants
4. Smoking or exercising is prohibited in the steam room.
5. Before using, read instructions on how to operate sauna.
6. Preheat sauna to desired temperature before use, but not in excess of 170-180 degrees Fahrenheit.
7. Remove clothing and jewelry and safeguard your valuables by placing them in a safe deposit box.
8. Valuables should not be left in lockers.
9. Wear a towel or a robe loosely.
10. Before entering the sauna, allow enough time to relax completely. Use sauna, relax in changing area and follow with a cool shower. (Cooling time should equal time spent in sauna.)
11. Enter sauna again and stay 5 to 10 minutes maximum.
12. Repeat cycles not more than 2 or 3 times.
13. Always practice safety and courtesy to others.
14. Report any unsafe conditions to the management.
15. Report any unsafe conditions to the management.
16. All children under 15 must be with an adult.

WARNING
• Do not exceed 30 minutes total in sauna. Excessive exposure can be harmful to your health.
• End with a brief shower and rinse in cool water.
• Some sauna bathers enjoy the "Steam Effect" of splashing water on the hot sauna rocks (use only one dipper full at a time and take care to keep clear of the steam as it rises off the rocks).
• Dress when completely dry and preheating stops or cooling may result.

12" x 15"
SNR1215 MHR
Sauna Use

Parking Identification

NOTICE

You are parking and leaving your vehicle at your own risk. Please lock all doors and windows after removing any property or valuables from the vehicle. The hotel will not, in any event, be liable for loss or damage to your vehicle or property.

16" x 16"
PLW MHR
Parking Informational

Interior Stairwell Identification

FLOOR 5
STAIR A
ROOF ACCESS

5

1 THROUGH 5

EXIT DISCHARGE
THIS FLOOR

13" x 17"
STR1317 MHR
Interior Stairwell Identification

FLOOR 4
STAIR A
ROOF ACCESS

4

1 THROUGH 4
EXIT ON FLOOR 1

13" x 13"
STR1313 MHR
Interior Stairwell Identification

