



DAYS SUITES INTERIOR SIGNAGE PACKAGE

CONTACT:
DAINA BAILEY
 316-267-4171 ext. 234
 316-267-6883 FAX
 dbailey@gsi-graphics.com

We Make Ordering Easy!

WAYFINDING

Send Graphics Systems, Inc. your hotel's floorplan and let us assist with your signage order. Our experienced wayfinding staff will determine your property's specific requirements and provide you with a detailed plan that includes a graphic of each sign, signtype, quantity, price and location, all in an easy to read format.

NO DESIGN FEES

Our talented design team will create any additional signage you require, including state and local code signage, free of charge.

NO MAP CHARGES

Our professional artists will draw your fire evacuation maps free of charge. Just send us your floorplans and we'll do the rest.

COLOR OPTION

Choose from the Blue Package with blue signs and white copy or the White Package with white signs and blue copy.

Graphics Systems, Inc. is approved by Days Suites to offer an interior signage package to licensees for use at their properties.

To order, call Daina Bailey at Graphics Systems, Inc.: (316) 267-4171 ext. 234.

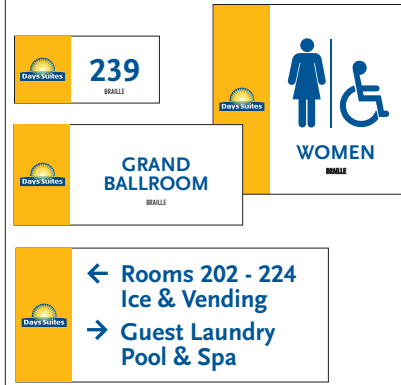
Neither Wyndham Worldwide Corporation (WWC) nor any of its affiliates, including its hotel franchise subsidiaries or WWC Supplier Services, provide any product or service in connection with this or other approved supplier programs. All products and services are provided by each approved supplier company.

COLOR OPTIONS:

The BLUE Package




The WHITE Package



Signs in this brochure are shown in the BLUE package.

When ordering, please specify BLUE or WHITE as shown above.

Guest Room Signage



6-1/2" x 3"
 GRN 0703 DAS
 Guest Room Number
 with or without no smoking symbol



1-1/4" x 1-1/4"
 NS11 DAY, AC11 DAY
 No Smoking or Accessible Symbol
 Decal is White for both packages.

Identification Signage



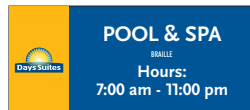
8-1/2" x 8-1/2"
 RR 0909 DAS
 Restroom Identification




10-1/4" x 4-1/2"
 ID 1005 DAS
 Identification, 2 line



9" x 16"
 FEP 0916 DAS
 Guest Room Fire
 Evacuation Plan
 and Lodging Laws

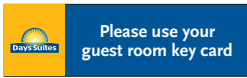


10-1/4" x 4-1/2"
 ID 1005B DAS
 Identification, 1 line with Information

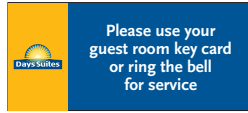


ARCHITECTURAL SIGN SYSTEMS

Informational Signage



10-1/4" x 3"
INF 1003 DAS
Informational, 1-3 line



10-1/4" x 4-1/2"
INF 1005 DAS
Informational, 4-5 line



10-1/4" x 4-1/2"
PRJ 1005 DAS
Wall Projection Mounted Informational

Front Desk Signage



12" x 3"
MOD 1203 DAS
Manager Board, for use with
magnetic insert MOD 0901 INSERT DAY



8-1/2" x 1"
MOD 0901 INSERT DAY
Magnetic Name Insert for
Manager Board, MOD 1203 DAS

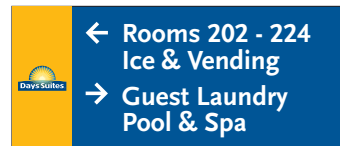


14" x 8-1/4"
OWN 1408 DAS
Owner/Operator Board

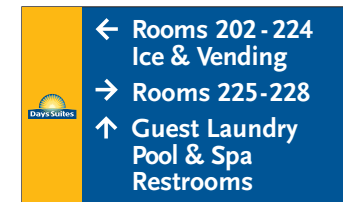
Directional Signage



14" x 4-1/2"
DIR 1405 DAS
Directional, 1-2 line




14" x 6"
DIR 1406 DAS
Directional, 3-4 line

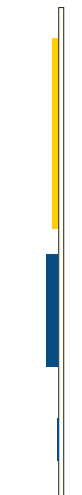


14" x 8-1/4"
DIR 1408 DAS
Directional, 5-6 line


Daybreak Breakfast



33" x 20-5/8"
LOG 3321 DAY
Daybreak Breakfast with Dimensional Copy and Graphics



Side View



Pool and Fitness Signage

POOL RULES

1. Pool for guest use only.
2. Food and glass objects are not permitted in pool area.
3. Excessive noise will not be permitted.
4. Pets are not allowed in pool area.
5. Children under 12 years of age must be accompanied by an adult.
6. No running or diving.
7. No lifeguard on duty.
8. Management reserves the right to deny pool usage to anyone at anytime.
9. Use pool at your own risk.

HOURS
7:00 a.m. to 11:00 p.m.

18" x 24"
PR 1824 DAY
Pool Rules*

FITNESS CENTER RULES

For your safety

- Individuals utilizing this facility do so at their own risk.
- Individuals should not undertake exercise routines unless physically qualified and have a physician's approval to do so.
- It is highly recommended that the following individuals not use the exercise equipment:
 - persons under the influence of alcohol, stimulants or depressants
 - unsupervised children under the age of 16
 - children under the age of 14
- Should you need any assistance please contact the Front Desk.
- Equipment should be used in the presence of others.
- Shoes and appropriate exercising attire are necessary.
- Smoking is prohibited.
- Always practice safety and courtesy to others.
- Report any unsafe conditions to management.

Thank you for your attention and cooperation.

18" x 20"
FIT 1820 DAY
Fitness Center Rules*

For assistance
lift handset for
operator

10" x 6"
INF 1006 EXT DAY
Exterior Informational

SPA RULES

1. Spa for guest use only.
2. Food and glass objects are not permitted in spa area.
3. Excessive noise will not be permitted.
4. Pets are not allowed in pool area.
5. Children under 12 years of age must be accompanied by an adult.
6. CAUTION: Guests with the following conditions should not use spa without doctor's permission: heart disease, diabetic, on medication, pregnant, high or low blood pressure.
7. Do not exceed 15 continuous minutes in spa.
8. Management reserves the right to deny spa usage to anyone at anytime.
9. Use spa at your own risk.

12" x 14"
SR 1214 DAY
Spa Rules*

**NO LIFEGUARD
ON DUTY**

47" x 12"
NLD 4712 DAY
No Lifeguard on Duty

**NO
DIVING**

24" x 12"
ND 2412 DAY
No Diving

Stairwell Signage

LEVEL 4
STAIR A
ROOF ACCESS

4

1 THROUGH 4

12" x 12-1/4"
STR 1212 DAY
Stairwell Identification and Information

Elevator Evacuation

In case of an emergency,
do not use the elevator.
Use the evacuation
exits shown below.


Days Suites

You are here

For your personal safety please read where each exit is located.

11" x 8-1/4"
FEP 1108 DAS
Elevator and Corridor
Fire Evacuation Plan

* For illustration purposes. Text of sign will be determined by property.



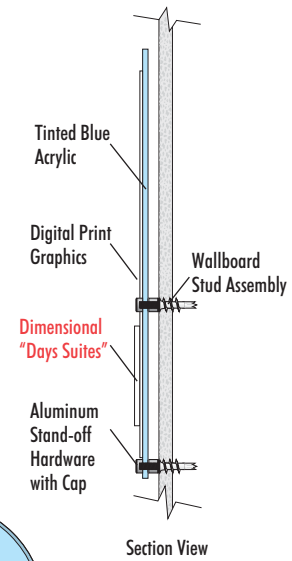
Lobby Logos - Standard or Premium

Premium Logo




36-1/2" x 19-7/8"
LOG 3720A DAS

PREMIUM LOGO for Front Desk



PREMIUM LOGO features a dimensional set of cut out letters for "Days Suites", while STANDARD LOGO features digitally printed letters.

Assembly View of the Layers
(hardware not shown)

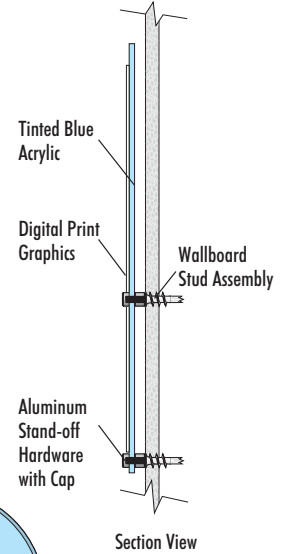


Standard Logo



36-1/2" x 19-7/8"
LOG 3720B DAS

STANDARD LOGO for Front Desk



Assembly View of the Layers
(hardware not shown)

