

COURTYARD BY MARRIOTT GRAPHICS PACKAGE

Guest Room Signage

GRAPHICS PACKAGE

The Courtyard Graphics Package offered by Graphics Systems, Inc. features attractive ADA compliant signage. Guest room numbers and other permanent room identification are created using our exclusive PHOTO-ETCH process which produces raised integral tactile images and Grade II braille. Informational and directional signage is 1/8" acrylic with subsurface copy and graphics. Paint and ink colors match Benjamin Moore 642 Green for copy and graphics on a field of 953 Cream.

DESIGN & WAYFINDING

As your site requires, Graphics Systems can design additional signage to complement the Courtyard Graphics Package. Custom design and wayfinding services are also available.

Because a signage system is a sizable investment, it is best to have a well thought-out plan for implementation. Therefore, in addition to providing you with an excellent product, Graphics Systems can also provide the necessary services to program a good wayfinding system.

As consultants, we can give you a clear, objective analysis of your facility's "overall" needs from the viewpoint of a visitor. Through a series of interviews and independent studies of the traffic flow patterns, we provide the most comprehensive wayfinding planning available in the industry, complete with message schedules and location plans.

INSTALLATION

We have installation teams available to integrate and install your new "graphics package" into your specific environment or space.

OUR COMPANY

Graphics Systems' unique combination of designers, account executives and skilled fabricators form one of the nation's few "total package" architectural signage companies. We have built our business on the added value of our complete package of services—concept to completion—followed by reliable service.



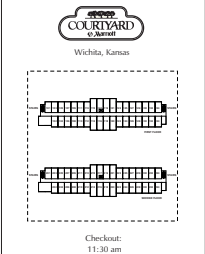
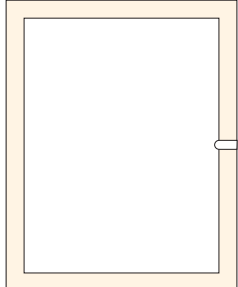
| | | | | |
|---|--|--|--|--|
|  4-1/2" x 2-3/4" D301.1 GRN Guest Room Number |  6" x 3" WLD63 Warning Decal |  3" x 5/8" DBV31 Deadbolt Decal |  1-1/4" x 1-1/4" NS11 No Smoking Decal G01-25068-0B |  3" diameter SHP33/SHV33 Sprinkler Warning Acrylic or Decal available |
|---|--|--|--|--|

| | |
|---|--|
|  |  |
|---|--|

15" x 9-9/16"
D304.2 GEV
 Guest Room
 Evacuation Plan

22-1/2" x 9-9/16"
D304.1 GEV
 Guest Room
 Evacuation Plan w/ Insert

Front Desk Signage

| | | | |
|--|---|--|--|
|  8" x 10" D326.1 OP Owner/Operator |  3-15/16" x 5-15/16" D324.2 5SU Bent Counter Sign Non-Smoking Rooms Available |  8-1/2" x 11" FDM0911 Front Desk Map Provided on disk |  9-5/8" x 12-1/8" FDM HOLDER Front Desk Map Holder |
|--|---|--|--|



10" x 8"
NP
 Informational


| | | |
|---|--|---|
|  |  |  |
|---|--|---|

3" x 3"
H133 / NS33 / AR33
 Hearing Impaired,
 No Smoking, & Handicap Accessible


Directional Signage



12" x 5"
D308.4 DS
 1-2 Line Directional



12" x 9"
D308.5 DS
 3-6 Line Directional



12" x 12"
D308.2 DL
 7-9 Line Directional

12" x 15"
D308.5 DS
 10-11 Line Directional
 (not shown)

Identification Signage



7" x 9"
D306.1 U
Restroom Identification



8" x 6"
D314.1 ID
1-2 Line Identification

10" x 8"
D309.3 ID
3-4 Line Identification

12" x 9"
D319.1ID
5-6 Line Identification



7-1/4" x 13-3/16"
D321.1 MR
Meeting Room Identification

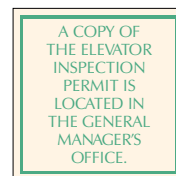


10" x 8"
D321.2 MO
Maximum Occupancy

Specialty Signage



10" x 11-3/16"
TDD1011
Identification



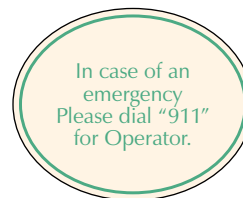
6" x 6"
EP66S.1
Informational



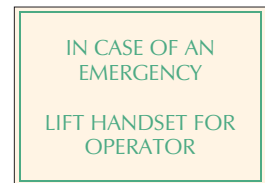
10" x 8"
D318.2AE
Accessible Informational



10" x 8"
D315.1 CT
Cycle Times



10" x 8"
D318.1 EP
In Case of an Emergency



10" x 8"
EMP88
Emergency Phone Informational



8" x 6"
D316.1 NGL
Informational



10" x 8"
D309.1 WSP
Wait to be seated



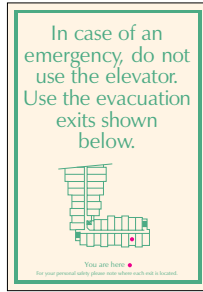
10" x 8"
D309.1 CB
Informational

Portico Signage

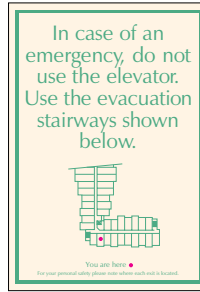


72" x 12"
D322.1 CL
Clearance

Stair & Elevator Signage



7" x 10"
D305.2 ELP
Ground Floor
Elevator Evacuation



7" x 10"
D305.1 ELP
Floors 2 & up
Elevator Evacuation



12" x 13"
STR1213
Stairwell Level Identification
4 Floors or more



6" x 6"
S166
Interior Stairwell Information
(only for properties with
3 Floors or less)



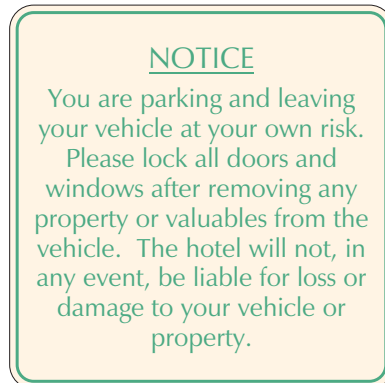
2-3/4" x 3-1/2"
ELJ33
Elevator Door Jam



10" x 8"
D318.2AE
Area of Rescue

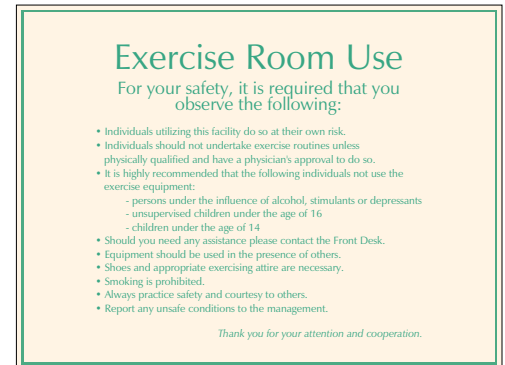
Acceptable in some areas
check w/ Local Fire Marshal

Parking Lot Signage



16" x 16"
PLW1616
"NOTICE" Parking Sign Informational

Exercise Room Signage



24" x 18"
D313.1 EXR
Exercise Room Use

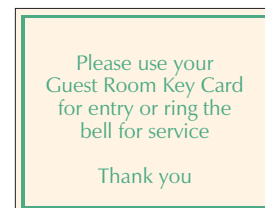
Key Card Signage



10" x 8"
D311.1 KC
Key Card Informational



10" x 8"
D311.2 KCB
Logo Informational
(to fit on back of Key Card
Informational)



10" x 8"
D320.1 KC2
Key Card Informational



2-3/4" x 3-1/4"
D323.1 KC3
Guest Room Key
Card Informational

Health Club Signage



48" x 18"
D325.3 NL
No Lifeguard On Duty



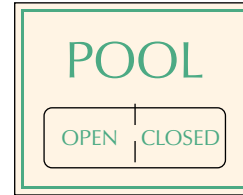
48" x 8"
ND488
No Diving



15" x 15"
D325.4 WND
No Diving



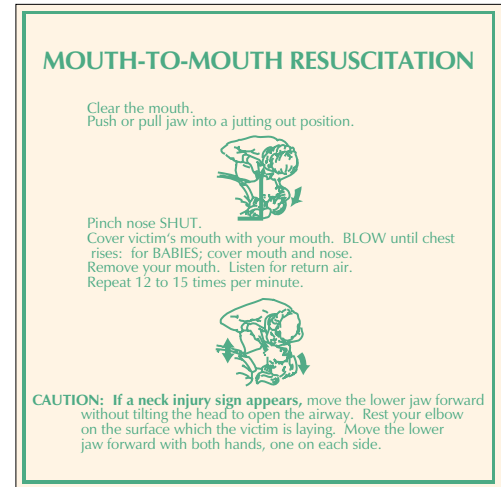
12" x 9"
D319.1 HR
ID Sign with hours.



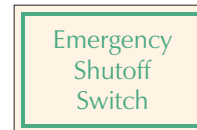
10" x 8"
PSB
Informational/Slider Sign



10" x 8"
PSB-BKR
Fence Mount Backup
For Pool Slidebar



18" x 18"
MM1818
Mouth To Mouth



6-3/4" x 4-1/2"
D307.2 ES
Emergency Shut Off



24" x 18"
D325.2 PR
Pool Area Use



19" x 19"
WR
Whirlpool Spa Use