



COURTYARD 2008 INTERIOR SIGNAGE PACKAGE

We Make Ordering Easy!

WAYFINDING

Send Graphics Systems, Inc. your hotel's floorplan and let us assist with your signage order. Our experienced wayfinding staff will determine your property's specific requirements and provide you with a detailed plan that includes a graphic of each sign, sign type, quantity, price and location, all in an easy to read format.

NO DESIGN FEES

Our talented design team will create any additional signage you require, including state and local code signage, free of charge.

NO MAP CHARGES

Our professional artists will draw your fire evacuation maps free of charge. Just send us your floorplans and we'll do the rest.

Guest Room Signage




5" x 3"
RMN 0503 COU
Guest Room Number



3" diameter
SHP33/SHV33
Sprinkler Warning
Lexan™ or Decal
available



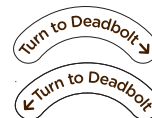
6" x 3"
WLD 63 COU
Warning Decal




15" x 9-9/16"
FEP 1509 COU
Guest Room Evacuation Plan



1-1/4" x 1-1/4"
AC11 COU
Accessible Decal



3" x 5/8"
DBV 31 COU
Deadbolt Decal



23" x 10"
FEP 2310 COU
Guest Room Evacuation Plan w/ Window




6-3/4" x 9"
FEP 0709 COU
Rate Card / State Lodging Laws
for Guest Room Evacuation Plan

Directional Signage



11" x 4-1/4"
DIR 1104 COU
Directional, 1-2 line



11" x 7"
DIR 1107 COU
Directional, 3-4 line



13" x 5-3/4"
DIR 1306 COU
Directional, 1-2 line



13" x 8-1/2"
DIR 1309 COU
Directional, 3-4 line



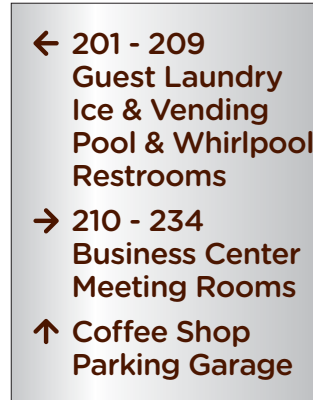
Directional Signage continued



13" x 11-1/4"
DIR 1311 COU
Directional, 5-6 line



13" x 14"
DIR 1314 COU
Directional, 7-8 line



13" x 16-3/4"
DIR 1317 COU
Directional, 9-10 line

13" x 19-1/2"
DIR 1320 COU (not shown)
Directional, 11-12 line

13" x 22-1/4"
DIR 1322 COU (not shown)
Directional, 13-14 line

13" x 25"
DIR 1325 COU (not shown)
Directional, 15-16 line

Identification Signage



9" x 6"
ID 0906 COU
1-2 Line Identification
ID 0906 COU EXT (exterior)




11" x 6"
ID 1106 COU
1-2 Line Identification, Large



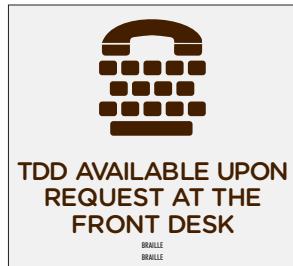
7-3/4" x 7-3/4"
RES 0808 COU
Restroom Identification



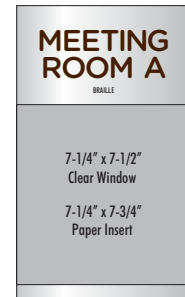
7-3/4" x 7-3/4"
HR 0808 COU
1-2 Line Identification with
Hours Information
HR 0808 COU EXT (exterior)



9" x 8"
ID 0908 COU
3-4 Line Identification



12" x 11"
TDD 1211 COU
TDD Identification, Exterior



7-1/4" x 7-1/2"
Clear Window
7-1/4" x 7-3/4"
Paper Insert
7-1/4" x 12-1/4"
MRID 0712 COU
Meeting Room Identification



9-1/2" x 6"
ID 1006 COU
The Market Identification


Projection Mounted Signage



8-1/2" x 4"
PRO 0804 COU
Projection Mounted Informational,
Double Sided




8-1/2" x 8"
PRO 0808 COU
Projection Mounted Informational,
Double Sided



Stair & Elevator Signage




7" x 10-1/4"
FEP0710A COU
Ground Floor
Elevator Evacuation



7" x 10-1/4"
FEP0710B COU
Floors 2 and Up
Elevator Evacuation



7" x 10-1/4"
FEP0710C COU
Ground Floor
Elevator Evacuation with
Elevator Designation



7" x 10-1/4"
FEP0710D COU
Floors 2 and Up
Elevator Evacuation with
Elevator Designation



12" x 12-1/4"
STR 1212 COU
Stairwell Level Identification for 4 Floors
12" x 16-5/8"
STR1217A CFRST (not shown)
Stairwell Level Identification for 5 Floors & Up
and Where Exit Discharge Information
Is Required

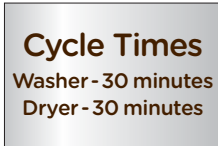


6" x 6"
STR 0606 COU
Interior Stairwell Information
Acceptable in some areas
check w/ Local Fire Marshal



2-3/4" x 3-1/2"
ELJ 0304 COU
Elevator Door Jam

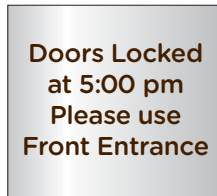
Informational Signage



9" x 6"
INF 0906 COU
Informational



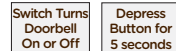
9" x 6"
ACC 0906 COU
Accessible Informational



9" x 8"
INF 0908 COU
Informational



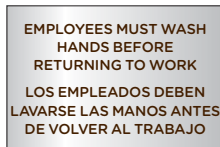
5" x 1-1/2"
INF 0502 COU
Recycle Signs



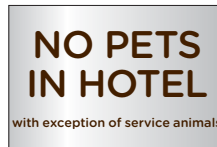
3-1/4" x 2-1/8"
INF 0302 COU
Hearing Impaired
Informationals



9" x 6"
INF 0906 COU
Informational



9" x 6"
INF 0906 COU
Informational



9" x 6"
NP 0906 COU
No Pets Informational



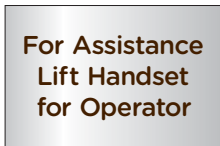
8" x 10"
OP 0810 COU
Owner/Operator




7" x 5"
INF 0705 COU
Informational for
Business Center



9" x 6"
INF 0906 COU
Informational



9" x 6"
INF 0906 COU
1-2 Line Informational, Exterior
INF 0906 COU EXT (exterior)




9" x 6"
MO 0906 COU
Maximum Occupancy



8" x 5"
INF 0805 COU
Elevator Inspection Informational



3" x 3"
HI 33 COU / AC 33 COU
Hearing Impaired/Accessible
Informationals



Letters and Graphics



Boarding Pass

34" x 10-3/16"
MFA 3410 COU
Cut Out Metal Faced Acrylic Letters and Graphic

the
market

24-1/2" x 7-11/16"
MFA 2508 COU
Cut Out Metal Faced Acrylic Letters



8" x 8"
CUP -0808 COU
Double Sided Graphic



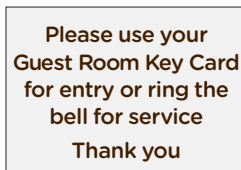
11-1/4" x 10-15/16"
CUP 1111 COU
Double Sided Graphic

Parking Lot Signage



16" x 16"
PRK 1616 COU
"NOTICE" Parking Informational

Key Card Signage



10" x 7"
KC 1007 COU
Key Card Informational



10" x 7"
LOGO 1007 COU
Logo Informational
(to fit on back of Key Card Informational)



3-1/4" x 2-1/2"
KC 0302 COU
Key Card Informational



Portico Signage



60" x 10"
CL 6010 COU
Clearance Sign

Health Club Signage

Whirlpool Spa Use
For your safety, it is required that you observe the following:

- Registered guests only.
- Individuals utilizing this facility do so at their own risk.
- **WARNING** - No consumption of alcoholic beverages or food is permitted in pool area.
- It is highly recommended that the following individuals not use the whirlpool spa:
 - a) persons with present or prior heart disease, high blood pressure, or any chronic health problems.
 - b) persons under the influence of alcohol, stimulants or depressants.
 - c) pregnant women. d) elderly persons. e) children under the age of 10.
 - f) unsupervised children under the age of 15.
- Should you need any assistance, please contact management.
- **WARNING:** Chemical and PH levels are in accordance with local codes and measured regularly.
- However, high heat and chemical in this spa may cause fading and/or damage to certain fabrics. • Always practice water safety and courtesy to others.
- Report any unsafe conditions to the management.
- All persons shall bathe with warm water and soap before entering spa.
- Any persons known or suspected of having a communicable disease shall not use the spa.
- Spitting or blowing the nose in the spa is prohibited. • Do not use alone.
- Observe a reasonable time limit, (preferably not longer than 15 minutes), then shower, cool down and if you wish, return for another brief stay. Long exposures may result in nausea, dizziness or fainting.
- Food and glass objects are not permitted in spa area.
- Maximum temperature 104° Fahrenheit.

MAXIMUM BATHING LOAD

9

Thank you for your attention and cooperation.

24" x 19"
WR2419 CFRST
Whirlpool Spa Rules

Pool Area Use
For your safety, it is required that you observe the following:

- Registered guests only.
- All children under 14 must be with an adult.
- Running and horseplay are prohibited.
- Appropriate swim wear required.
- Diving strictly prohibited.
- Shirts and shoes required in the hotel lobby.
- Glassware is not permitted within the pool area.
- Only flexible swim-aids are permitted.
- Be aware of depth markings at all times.
- Report any unsafe conditions or violations to the management immediately.
- Individuals assume the risk for any injuries sustained while using pool facilities.
- Always practice water safety and courtesy.
- Shower before entering pool.
- Children who are not toilet trained must wear swim diapers with rubber pants over them.

Thank you for your attention and cooperation.

23" x 23"
PR 2323 COU
Pool Rules

Fitness Center Rules
For your safety, it is required that you observe the following:

- Registered guests only.
- Individuals utilizing this facility do so at their own risk.
- Individuals should not undertake exercise routines unless physically qualified and have a physician's approval to do so.
- It is highly recommended that the following individuals not use the exercise equipment:
 - persons under the influence of alcohol, stimulants or depressants
 - unsupervised children under the age of 16
 - children under the age of 14
- Should you need any assistance please contact the Front Desk.
- Equipment should be used in the presence of others.
- Shoes and appropriate exercising attire are necessary.
- Smoking is prohibited.
- Always practice safety and courtesy to others.
- Report any unsafe conditions to the management.


Thank you for your attention and cooperation.

20" x 19"
FIT 2019 COU
Fitness Center Rules

MOUTH-TO-MOUTH RESUSCITATION


A - AIRWAY

1. Clear the mouth.
2. Push or pull jaw into a jutting out position.




B - BREATHING

3. Pinch nose SHUT.
4. Cover victim's mouth with your mouth. BLOW until chest rises: for BABIES; cover mouth and nose.
5. Remove your mouth. Listen for return air. Repeat 12 to 15 times per minute.



CAUTION: If a neck injury sign appears, move the lower jaw forward without tilting the head to open the airway. Rest your elbow without tilting the head to open the airway. Rest your elbow on the surface which the victim is laying. Move the lower jaw forward with both hands, one on each side.

20" x 20"
MM 2020 COU
Mouth-to-Mouth Resuscitation



Health Club Signage



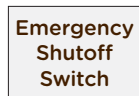
42" x 13"
NLG 4213 COU
No Lifeguard On Duty




31" x 7"
ND 3107 COU
No Diving



14" x 14"
WND 1414 CFRST
Warning! No Diving



5-1/2" x 4"
ESS 0604 COU
Emergency Shutoff
Switch



4" x 6"
ST 0406 COU
Spa Timer

