



COUNTRY INNS & SUITES INTERIOR SIGNAGE PACKAGE

CONTACT:
DAINA BAILEY
 316-267-4171 ext. 234
 316-267-6883 FAX
dbailey@gsi-graphics.com

We Make Ordering Easy!

FREE WAYFINDING

See back of brochure for Free Wayfinding details. Send Graphics Systems, Inc. your hotel's floorplan and let us assist with your signage order. Our experienced wayfinding staff will determine your property's specific requirements and provide you with a detailed plan that includes a graphic of each sign, sign type, quantity, price and location, all in an easy to read format.

NO DESIGN FEES FOR CODE SIGNS

Our talented design team will create any additional signage you require to meet state and local codes, free of charge.

NO MAP CHARGES

Our professional artists will draw your fire evacuation maps free of charge. Just send us your floorplans and we'll do the rest.

Identification Signage



4-1/2" x 3-1/2"
 AA CIS
 Room Number
 (Shown in Oakmoss)

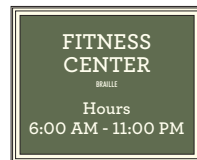
\$13.50



4-1/2" x 3-1/2"
 AA CIS
 Room Number
 (Shown in Cardboard)

\$13.50

Country Inns & Suites Signage is available in 2 colors:
 Oakmoss (green) or Cardboard (brown)



8" x 6-1/2" \$31.50
 1 CIS
 2 Line Room Identification
 with Hours Information



6" x 8-1/2" \$31.00
 P CIS
 Restroom
 Identification



12" x 5" \$36.00
 K CIS
 2 Line Room Identification for
 Longer Copy Lines



8" x 5" \$28.00
 J.1 CIS
 2 Line Room Identification



12" x 3" \$27.00
 L CIS
 1 Line Room Identification for
 Longer Copy Lines



8" x 3" \$20.75
 H CIS
 1 Line Room Identification



8" x 5" \$28.00
 J.3 CIS*
 Inn Case Market Identification
 *ONLY AVAILABLE IN CARDBOARD COLOR



12" x 5-3/4" \$45.00
 ID 1206 CIS
 3-4 Line Room Identification

Directional Signage



15" x 2-1/2" \$31.00
 R.1 CIS
 Designated Smoking Area Directional



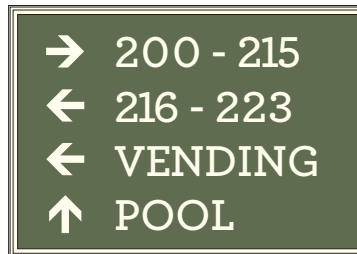
15" x 3-1/2" \$27.00
 R CIS 1 Line Directional



15" x 6-1/2" \$28.75
 S CIS 2 Line Directional



15" x 8-1/2" \$30.50
 T CIS 3 Line Directional



15" x 10-1/2" \$40.50
 T.1 CIS - 4 Line Directional

15" x 10-1/2" \$40.50
 T.2 CIS - 5 Line Directional

15" x 12" \$47.25
 T.6 CIS - 6 Line Directional

15" x 13" \$67.50
 T.7 CIS - 7 Line Directional

15" x 15" \$109.00
 T.8 CIS - 8 Line Directional

15" x 16-1/2" \$117.00
 T.9 CIS - 9 Line Directional

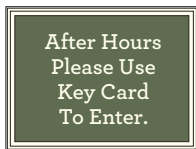
10 & 11 Line Directionals
 Available \$152.00 & \$167.00

ARCHITECTURAL SIGN SYSTEMS

Informational Signage



8" x 6" \$30.25
A CIS
Thank You for Not Smoking



8" x 6" \$30.25
A.2 CIS
Key Card Informational



8" x 6" \$30.25
D.1 CIS
Helping a Guest Informational w/ Bent Stand



8" x 6" \$30.25
A.3 CIS
Internet Access Informational




8" x 6" \$30.25
A.6 CIS
Computer Access Informational



7" x 3" \$21.50
W CIS
Maximum Occupancy



9-3/4" x 10-3/4" \$51.25
BB.1 CIS
Elevator Fire Evacuation Plan



8-1/2" x 11" \$2.25
CISFEP0911
Guest Room Fire Evacuation Plan and Lodging Laws - Paper
(8-1/2" x 14" Available \$3.25)

Polystyrene Upgrade Available -
8-1/2" x 11" \$8.50
CISFEP0911A
Guest Room Fire Evacuation Plan and Lodging Laws - Polystyrene
(8-1/2" x 14" Available \$15.00)



16" x 6" \$49.50
B CIS
Breakfast Hours Informational



1-1/4" x 1-1/4" \$0.55
NS11
No Smoking - Clear Decal with Black or White Symbol



1-1/4" x 1-1/4" \$0.55
AC11
Accessible - Clear Decal with Black or White Symbol



6" x 8" \$42.00
D.2 CIS
Welcome/Smoke-Free with Bent Stand



6" x 8" \$30.25
BB CIS
In Case of Fire



16" x 6" \$49.50
C CIS
Check In / Check Out Front Desk Informational



15" x 6-1/2" \$49.50
MM CIS
Owner/Operator Informational

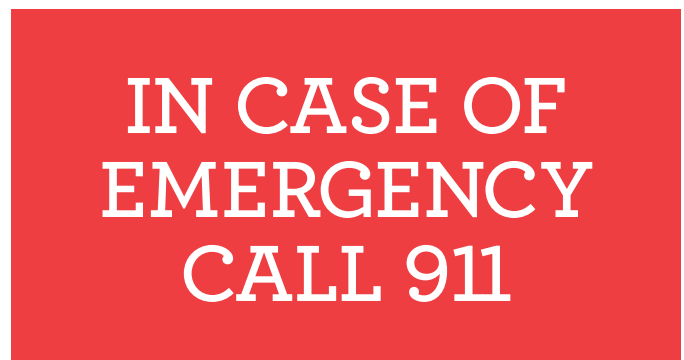


10" x 6" \$32.00
C.2 CIS
Smoking Area Informational To be mounted on post, supplied by Client on site


Stairwell Identification & Information Signage



12" x 16-5/8" \$95.00
CISSTR012017AJ1A
Stairwell Identification & Information (5+ Floor Properties)



30" x 16" \$65.75
F CIS
In Case of Emergency for Pool Area



Fitness & Pool Signage

WHIRLPOOL RULES

Pregnant women, small children or persons with heart disease, diabetes, high blood pressure or low blood pressure should not enter the spa except under advice of a physician.

Avoid use while under the influence of alcohol or drugs.

Overexposure may result in nausea, dizziness or fainting. Observe a reasonable time limit.

16" x 16"

Z CIS

Whirlpool Rules

\$46.00

**FITNESS RULES
USE AT YOUR
OWN RISK**

CONSULT AND FOLLOW THE ADVICE OF YOUR PHYSICIAN PRIOR TO USE.

IMPROPER USE OF THE EQUIPMENT CAN RESULT IN INJURY.

REVIEW ANY INSTRUCTIONS PRIOR TO USE.

THE FITNESS CENTER MAY NOT BE SUPERVISED. USE AT YOUR OWN RISK.

THIS ROOM IS FOR USE BY REGISTERED HOTEL GUESTS ONLY.

NO ONE UNDER THE AGE OF 14 IS PERMITTED TO ENTER THE FACILITY WITHOUT ADULT SUPERVISION.

16" x 16"

G CIS

Fitness Rules

\$45.00

**POOL & SPA
HOURS**

6 am - 11 pm

10" x 6"

Y CIS

Pool & Spa Hours

\$25.75

PLEASE NO
FOOD OR GLASS
BEVERAGE
CONTAINERS IN
POOL AREA

10" x 6"

Y.1 CIS

Please No Food or Glass

\$25.75

POOL
CAPACITY
33

7" x 3"

W CIS

Pool Capacity

\$21.50

POOL RULES

- Any person using a public pool must take a cleansing shower using warm water and soap and thoroughly rinse off all soap before entering the pool enclosure. A user leaving the pool to use the toilet must take a second cleansing shower before returning to the pool enclosure. A person who exercises, applies lotion, or uses a sauna or steam room must shower before using the pool.
- No person with or suspected of having a communicable disease which could be transmitted through the use of the pool shall work at or use any public pool.
- A person with a considerable area of exposed subepidermal tissue, open blisters, or cuts must be warned that these may become infected and be advised not to use the public pool.
- Spitting, spouting water from the mouth and blowing the nose in the pool is prohibited.
- No running or rough play, except for supervised watersports, is permitted in the pool, in dressing rooms or shower rooms, on runways, on the diving board, or platforms.
- Glasswares and similar material with a tendency to shatter on impact is not allowed in the pool enclosure area.
- Domestic animals are not permitted in the pool enclosure, showers, or dressing rooms.

24" x 32"
X CIS
Pool Rules
\$88.75

NO DIVING

36" x 6"

V CIS


No Diving

\$42.25

**WARNING
NO LIFEGUARD
ON DUTY**

**CHILDREN MUST NOT USE THE POOL
WITHOUT ADULT SUPERVISION**

47-1/2" x 23-1/2"
U CIS
Warning
No Lifeguard
on Duty
\$116.00



Projection Mounted Informational Signage



9-1/2" x 4"
PRJ.1 CIS
Projection Mounted
Informational
\$40.50



9-1/2" x 8"
PRJ.2 CIS
Projection Mounted
Informational
with Symbol
\$90.00



9-1/2" x 8"
PRJ.2.1 CIS
Projection Mounted
Area of Rescue
Assistance
\$90.00

Reserved Parking Signage



12" x 18"
PRK.1 CIS
Reserved for
Hybrid Vehicles
\$25.00



12" x 18"
PRK.2 CIS
Reserved for
goldpoints plus
Elite Members
\$25.00

HOW TO SOLVE YOUR SIGNAGE NEEDS WITH FREE WAYFINDING!

Remodel or New Build

SEND YOUR FLOOR PLANS TO:

GRAPHICS SYSTEMS, INC.

313 Ida

Wichita, KS 67211

attn: Daina Bailey

316-267-4171 ext. 234

316-267-6883 (FAX)

dbailey@gsi-graphics.com (E-Mail)

www.graphicssystem.net

OUR WAYFINDING GROUP WILL DETERMINE BY PROPERTY USING YOUR SIGNAGE DESIGNS OR OURS:

- A. Which signs go where
- B. Sign verbiage
- C. Sign size
- D. That all Federal & State Codes are met

WE BUILD A QUOTE FOR YOU THAT OUTLINES:

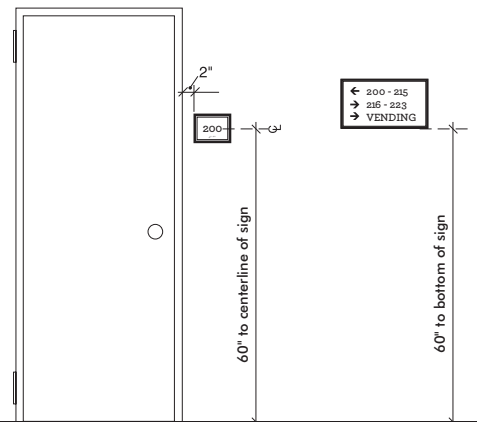
- A. Sign type (room number, directional, identification, etc.)
- B. Quantity
- C. Price each
- D. Total price
- E. Location plan of sign placement
- F. Projected manufacturing time

SIGNAGE INSTALLATION INSTRUCTIONS

1. Installation surface must be CLEAN and DUST FREE.
2. Place a small "dot" of silicone in each corner of the sign. The "dot" should be 1/4" to 3/8" in diameter.
3. Remove paper backing from foam tape.
4. Position sign in desired location and apply enough pressure to ensure the foam tape sticks to the mounting surface. The foam tape will hold the sign in place until the silicone adhesive cures.
5. If removal is required, slide a putty knife gently behind the sign and "cut" through the silicone adhesive and the foam tape.

GUEST ROOM NUMBER INSTALLATION

The location for ADA compliancy is on the wall adjacent to the latch side of the door followed by nearest adjacent wall. A sign should NOT be mounted on the door. Mount 60" to the centerline of the sign.



CORRIDOR SIDE ELEVATION (NOT TO SCALE)

